



**Steel Door Standard Features**

*Therma-Tru Premium Steel Slab - Prefinished White 6 9/16 Jamb - White PVC Brickmold - Therma Tru Brass Hinges  
Therma-Tru Weatherstrip - Therma-Tru HPA sill 6 9/16 1 pc.- All Door Lites Are Manufactured By Therma-Tru.*

**PR210 6 PANEL**




**PR296**

**PR255 SUNBURST**




**PR262 9-LITE**


**FD510 B-LABEL FIRE DOOR**



**PR206**



**PR118**



**PR108**



**PR263 SIDELIGHT**

